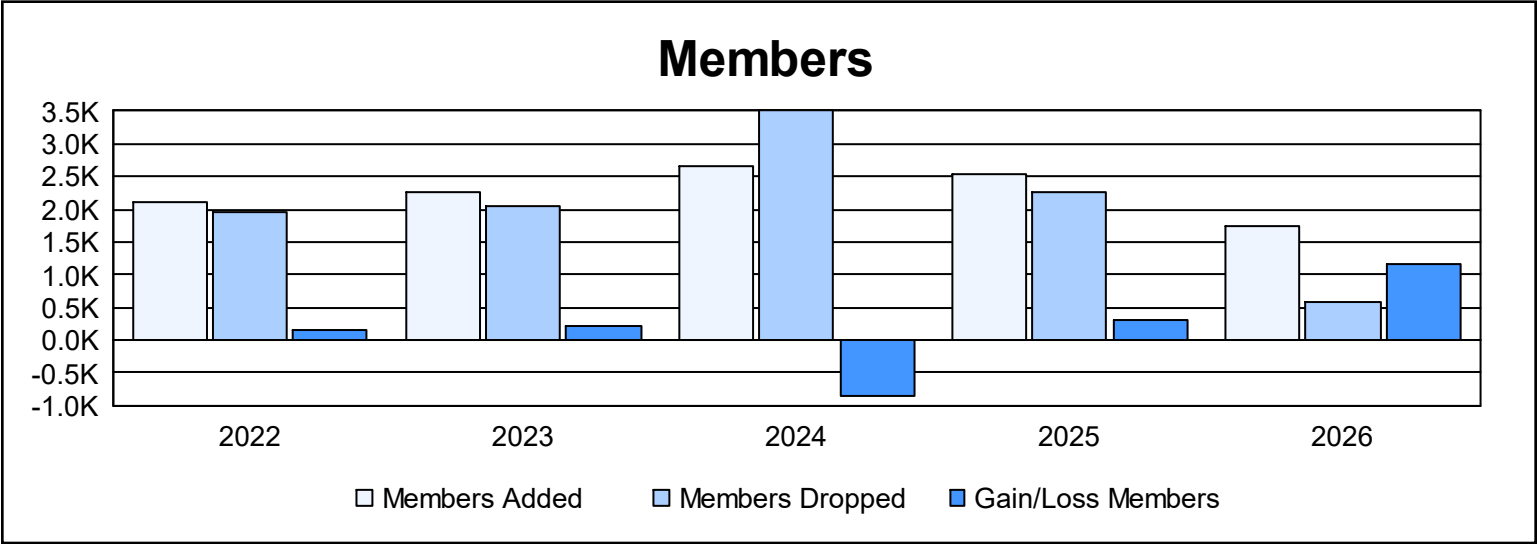
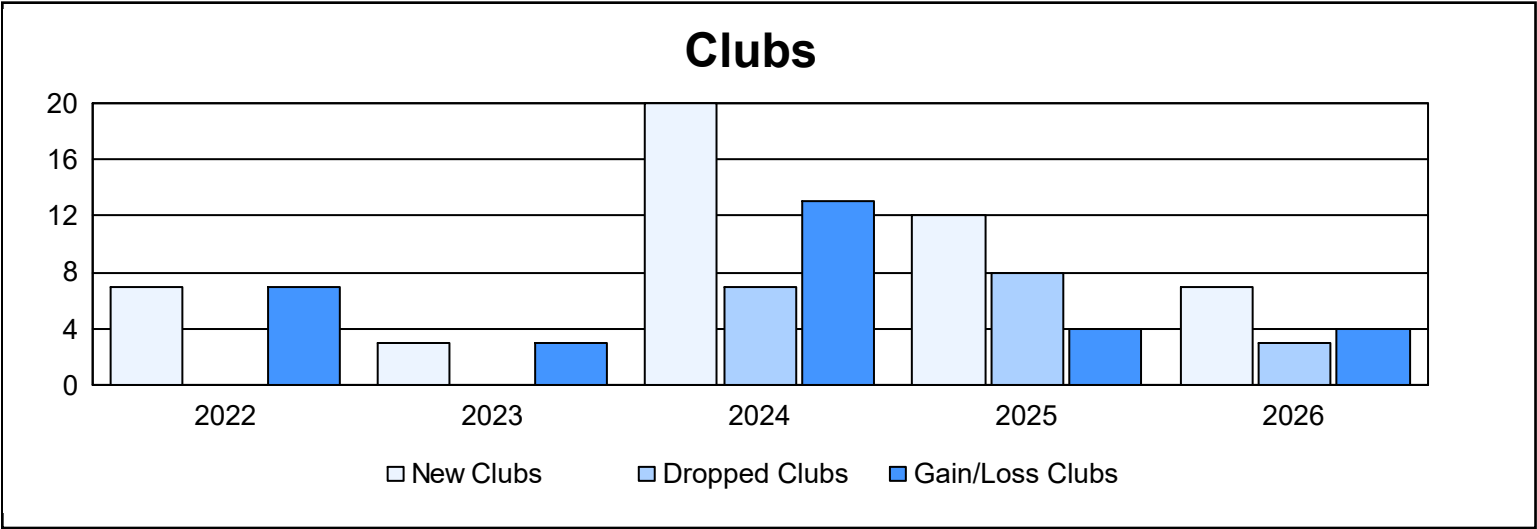
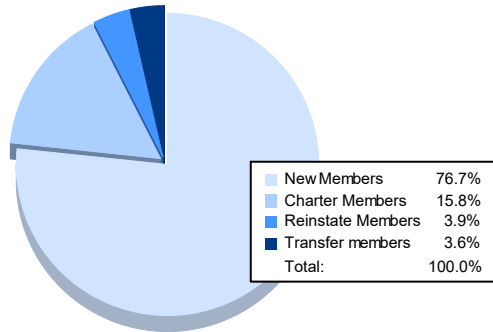


Year	New Clubs	Dropped Clubs	Gain/ Loss Clubs	New Members	Charter Members	Reinstate Members	Transfer Members	Total Member Added	Total Members Dropped	Gain/ Loss Members
2021-2022	7	0	7	1,625	275	164	55	2,119	1,962	157
2022-2023	3	0	3	1,944	121	136	64	2,265	2,063	202
2023-2024	20	7	13	1,707	661	188	91	2,647	3,499	-852
2024-2025	12	8	4	1,896	429	144	81	2,550	2,251	299
2025-2026	7	3	4	1,325	273	68	62	1,728	580	1,148
Average	10	4	6	1,699	352	140	71	2,262	2,071	191



Membership Composition

December 2025 Cumulative



Gender Composition

December 2025 Cumulative

